


Environmental product declaration

in accordance with ISO 14025 and EN 15804+A2

ROCKWOOL® 550137-512 Drensplate (50mm) for the Norwegian market (R=1,35)



The Norwegian EPD Foundation

Owner of the declaration:

ROCKWOOL Nordics

Product:

ROCKWOOL® 550137-512 Drensplate (50mm) for the Norwegian market (R=1,35)

Declared unit:

1 m²

This declaration is based on Product Category

Rules:

CEN Standard EN 15804:2012+A2:2019 serves as core PCR. NPCR Part A Construction products and services. NPCR 012:2022 Part B for Thermal insulation products

Program operator:

The Norwegian EPD Foundation

Declaration number:

NEPD-3413-2026-EN (RW 844450)

Registration number:

NEPD-3413-2026-EN (RW 844450)

Issue date:

25.03.2025

Valid to:

24.03.2027

EPD software:

LCAno EPD generator ID: 844450

General information

Product

ROCKWOOL® 550137-512 Drensplate (50mm) for the Norwegian market (R=1,35)

Program operator:

The Norwegian EPD Foundation
Post Box 5250 Majorstuen, 0303 Oslo, Norway
Phone: +47 977 22 020
web: www.epd-norge.no

Declaration number:

NEPD-3413-2026-EN (RW 844450)

This declaration is based on Product Category Rules:

CEN Standard EN 15804:2012+A2:2019 serves as core PCR. NPCR Part A Construction products and services.
NPCR 012:2022 Part B for Thermal insulation products

Statement of liability:

The owner of the declaration shall be liable for the underlying information and evidence. EPD Norway shall not be liable with respect to manufacturer information, life cycle assessment data and evidences.

Declared unit:

1 m² ROCKWOOL® 550137-512 Drensplate (50mm) for the Norwegian market (R=1,35)

Declared unit with option:

A1-A3, A4, A5, C1, C2, C3, C4, D

Functional unit:

Functional Unit Comparability:

The specific product, referred to in the declared unit has the following specifications: thickness: 50 mm, density: 110 kg/m³, weight: 5,5 kg.

General information on verification of EPD from EPD tools:

Independent verification of data, other environmental information and the declaration according to ISO 14025:2010, § 8.1.3 and § 8.1.4. Verification of each EPD is made according to EPD-Norway's guidelines for verification and approval requiring that tools are i) integrated into the company's environmental management system, ii) the procedures for use of the EPD tool are approved by EPD-Norway, and iii) the process is reviewed annually by an independent third party verifier. See Appendix G of EPD-Norway's General Programme Instructions for further information on EPD tools

Verification of EPD tool:

Owner of the declaration:

ROCKWOOL Nordics
Contact person: Christian J. Kofod
Phone: +45 4656 1616
e-mail: info@rockwool.com

Manufacturer:

ROCKWOOL Nordics
Hovedgaden 501
DK-2640 Hedehusene, Denmark

Place of production:

ROCKWOOL factories Moss (electrical melter) & Trondheim (conventional melter)

, Norway

Management system:

ISO 14001, ISO 9001

Organisation no:

CVR nr. 42391719

Issue date:

25.03.2025

Valid to:

24.03.2027

Year of study:

2021

Comparability:

EPD of construction products may not be comparable if they not comply with EN 15804:2012+A2:2019 and seen in a building context.

Development and verification of EPD:

The declaration is created using EPD tool lca.tools ver EPD2022.03, developed by LCA.no. The EPD tool is integrated in the company's management system, and has been approved by EPD Norway.

Developer of EPD: Nora Amlie Jansrud

Reviewer of company-specific input data and EPD: Simon Titusson

Approved:

Independent third party verification of the EPD tool, background data and test-EPD in accordance with EPDNorway's procedures and guidelines for verification and approval of EPD tools.

Third party verifier:

Jane Anderson, Construction LCA Ltd

(no signature required)

Product

Product description:

This EPD documents the potential environmental impacts of 1 m² and 50 mm thick ROCKWOOL® Drensplate stone wool insulation with a lambda of 0,037 W/mK. The intended use of the EPD is to communicate quantified environmental impacts of construction products for application in the assessment of the environmental performance of buildings.

This EPD is covered by NEPD-3413-2026 available on www.epd-norge.no

Product specification

The average composition used for this EPD is calculated based on average factory consumption figures for raw materials. The raw materials are mainly non-scarce stones, and resin binder.

Materials	Value	Unit
ROCKWOOL Stone wool	> 91	%
De-duster and water repellency oil	< 1	%
Binder	< 5	%
Polyester facing	< 2	%
Glass fleece facing	< 2	%

Technical data:

For the products covered by this EPD, the performance data are in accordance with the declaration of performance with respect to its essential characteristics according to EN 13162:2012+A1:2015, "Thermal insulation products for buildings – Factory made mineral wool (MW) products – Specification".

- Thermal conductivity: 0,037 W/mK, reference standards: EN 12939 and EN 12667
- Fire class: NPD, reference standard: EN 13501-1:2007+ A1:2009

A full overview of the technical specifications can be found on www.rockwool.no

Market:

This EPD is intended for the Norwegian market. The EPD can be used in other specific Nordics markets by adjusting the A4 module to reflect correct transportation distance.

Reference service life, product

ROCKWOOL® stone wool thermal insulation products are extremely durable and provide effective performance for the lifetime of a building or host structure, with no need to be replaced. The thermal, fire-resistance, and acoustic performance of ROCKWOOL® stone wool products, when correctly installed, remains the same during 60 years reference service life or as long as the insulation is part of the building.

Reference service life, building or construction works

In this EPD, the reference service life of a building is set to 60 years.

LCA: Calculation rules

Declared unit:

1 m² ROCKWOOL® 550137-512 Drensplate (50mm) for the Norwegian market (R=1,35)

Cut-off criteria:

All major raw materials and all the essential energy are included. All hazardous materials and substances are considered in the inventory. Data sets within the system boundary are complete and fulfil criteria for the exclusion of inputs and output criteria. All data, materials and energy consumptions, have been specified according to the production data and have been considered within the inventory analysis.

Allocation:

The allocation is made in accordance with the provisions of EN 15804+A2. Production activities, electricity and energy consumption and waste generation are allocated equally among all products from the production site through mass allocation.

Data quality:

All data represents the applicable geography, time and technology for the specific and generic data, generally assessed as good and very good. Primary data are collected from the specific production sites, in the reference year 2021 and represent stabilized production. Generic data is from GaBi database (version 2021) with GaBi Software version 10.0.1.92.

System boundaries (X=included, MND=module not declared, MNR=module not relevant)

Product stage			Construction installation stage		Use stage							End of life stage				Beyond the system boundaries
Raw materials	Transport	Manufacturing	Transport	Assembly	Use	Maintenance	Repair	Replacement	Refurbishment	Operational energy use	Operational water use	De-construction demolition	Transport	Waste processing	Disposal	Reuse-Recovery-Recycling-potential
A1	A2	A3	A4	A5	B1	B2	B3	B4	B5	B6	B7	C1	C2	C3	C4	D
X	X	X	X	X	MNR	MNR	MNR	MNR	MNR	MNR	MNR	X	X	X	X	X

System boundary:

The LCA is performed as a 'cradle-to-grave' study, addressing all life cycle stages identified in the EN 15804+A2. All major raw materials, energy, electricity use and waste are included for all life cycle modules, see flowchart below. Use stage B1-7 modules are considered but are not relevant, as there are no activities and no significant environmental impact in the use stage.



LCA: Scenarios and additional technical information

The following information describe the scenarios in the different modules of the EPD.

The EPD is based on LCA inventory data from the producing factories. The reference flow is a weighted average based on the distribution of production capacity

Transport from production place to assembly/user (A4)

The A4 distance is calculated as weighted average distance for the Norwegian market

Assembly (A5)

In A5 the default installation is assumed to be manual, therefore no energy consumption or ancillary equipment is needed. The product waste from installation is assumed to be 2% and according to the modularity principle of EN 15804+A2 its impacts are fully allocated to A5, following same EoL scenario as in C. The A5 module includes also the corresponding end-of-life considerations for packaging (10 % landfill). The credits from heat and electricity recovery from incineration or material recycling from module A5 (90% recycling and energy recovery) are attributed to module D.

Use stage (B1, B2, B3, B4, B5, B6, B7)

There are no consumables and no maintenance (B2), repair (B3), replacements (B4) or refurbishments (B5) required during the use of ROCKWOOL® thermal insulation products in standard conditions. They do not use energy (B6) or water (B7) during their operational life. No LCA: Scenarios and additional technical information EPD for the best environmental decision 8 significant emissions to the indoor environment occur in module (B1). Therefore, modules B1-B7 are not relevant for this EPD and will not be displayed in the tables below.














Benefits and loads beyond the system boundaries (D)

Benefits in module D are created from packaging materials treatment after installation and recycling potential of stone wool in the end of life. Quantities of packaging materials include both recycled materials and materials sent for energy recovery. Recycling potential of net stone wool material is considered here.

Transport from production place to user (A4)	Capacity utilisation (incl. return) %	Distance (km)	Fuel/Energy Consumption	Unit	Value (Liter/tonne)
Transport from Moss: Truck, Euro 6, 27t payload (kgkm)	30,0 %	252	0,019	l/tkm	4,79
Transport from Trondheim: Truck, Euro 6, 27t payload (kgkm)	30,0 %	48	0,019	l/tkm	0,91
Transport from production place to user (A4)	Unit	Value			
Transport, Truck, Euro 6, 27t payload (kg/km)	km	300			
Assembly (A5)	Unit	Value			
Auxiliary	kg	0,00			
Water consumption	m ³	0,00			
Electricity consumption	kWh	0,00			
Other energy carriers	MJ	0,00			
Material loss	kg	0,11			
Cardboard and paper packaging	kg	0,00073			
Plastic packaging	kg	0,077			
Wood packaging	kg	0,22			
Transport to waste processing (C2)	Capacity utilisation (incl. return) %	Distance (km)	Fuel/Energy Consumption	Unit	Value (Liter/tonne)
Waste transport, Norway: Truck, Euro 6 (kgkm)	50,0 %	150	0,025	l/tkm	3,75
Waste processing (C3)	Unit	Value			
Collected as mixed construction waste	kg	5,50			
Sent for reuse	kg	0,00			
Sent for recycling	kg	0,00			
Energy recovery	kg	0,00			
Disposal (C4)	Unit	Value			
Hazardous waste disposed	kg	0,00			
Sent to landfill	kg	5,50			
Benefits and loads beyond the system boundaries (D)	Unit	Value			
Packaging recycled	kg	0,077			
Energy recovered	MJ	1,53			

LCA: Results

The LCA results are presented below for the declared unit defined on page 2 of the EPD document.

Environmental impact										
Indicator	Unit	A1-A3	A4	A5	C1	C2	C3	C4	D	
 GWP-total	kg CO ₂ -eq	2,97E+00	2,41E-01	4,55E-01	0	1,94E-02	0,00E+00	8,95E-02	-1,92E-01	
 GWP-fossil	kg CO ₂ -eq	3,32E+00	2,39E-01	1,13E-01	0	1,93E-02	0,00E+00	8,94E-02	-2,10E-01	
 GWP-biogenic	kg CO ₂ -eq	-3,44E-01	8,84E-05	3,42E-01	0	-3,17E-06	0,00E+00	-1,36E-04	1,87E-02	
 GWP-luluc	kg CO ₂ -eq	1,73E-03	1,89E-03	9,18E-05	0	1,52E-04	0,00E+00	2,56E-04	-1,55E-05	
 ODP	kg CFC11 -eq	1,78E-08	0,00E+00	7,51E-10	0	0,00E+00	0,00E+00	0,00E+00	0,00E+00	
 AP	mol H+ -eq	3,04E-02	2,13E-04	7,00E-04	0	2,04E-05	0,00E+00	6,27E-04	-5,83E-04	
 EP-FreshWater	kg P -eq	4,85E-05	7,11E-07	1,38E-06	0	5,72E-08	0,00E+00	6,26E-07	-5,64E-08	
 EP-Marine	kg N -eq	3,74E-03	6,25E-05	1,15E-04	0	6,69E-06	0,00E+00	1,62E-04	-1,08E-04	
 EP-Terrestrial	mol N -eq	1,00E-01	7,61E-04	2,38E-03	0	8,00E-05	0,00E+00	1,78E-03	-1,18E-03	
 POCP	kg NMVOC -eq	8,58E-03	1,81E-04	2,63E-04	0	1,78E-05	0,00E+00	4,93E-04	-3,56E-04	
 ADP-minerals&metals ¹	kg Sb-eq	1,26E-06	5,06E-09	2,63E-08	0	1,84E-09	0,00E+00	8,39E-09	-1,83E-08	
 ADP-fossil ¹	MJ	4,17E+01	3,19E+00	1,29E+00	0	2,58E-01	0,00E+00	1,19E+00	-5,43E+00	
 WDP ¹	m ³	8,24E-01	2,09E-03	5,35E-02	0	1,69E-04	0,00E+00	9,28E-03	-8,13E-02	

GWP-total = Global Warming Potential total; GWP-fossil = Global Warming Potential fossil fuels; GWP-biogenic = Global Warming Potential biogenic; GWP-luluc = Global Warming Potential land use and land use change; ODP = Depletion potential of the stratospheric ozone layer; AP = Acidification potential, Accumulated Exceedance; EP-freshwater = Eutrophication potential, fraction of nutrients reaching freshwater end compartment; EP-marine = Eutrophication potential, fraction of nutrients reaching marine end compartment; EP-terrestrial = Eutrophication potential, Accumulated Exceedance; POCP = Formation potential of tropospheric ozone; ADP-minerals&metals = Abiotic depletion potential for non-fossil resources; ADP-fossil = Abiotic depletion for fossil resources potential; WDP = Water (user) deprivation potential, deprivation-weighted water consumption

Reading example: 9,0 E-03 = 9,0*10⁻³ = 0,009

1. The results of this environmental impact indicator shall be used with care as the uncertainties on these results are high or as there is limited experienced with the indicator.

Remarks to environmental impacts

The main GWP contribution from the product life cycle is linked to the Product stage (A1-A3). This is primarily related to the materials delivered to the factory gate and consumption of energy.







The CO₂ absorbed by the wood in the wooden pallets is represented by a negative GWPbiogenic.

The GWP-Biogenic, e.g. the carbon stored in the wooden pallets, is released during the construction stage phase (A5) where the wood is presumed incinerated with energy recovery.

The benefits from energy recovery (a negative GWP) from incineration of packaging materials (wood pallets and plastic foils) is allocated to Benefits & Loads beyond system (D).

Impacts linked to end of life stages (C1-C4) are primarily linked to transportation of stone wool to recycling or to landfill.



Melting virgin materials or re-melting returned ROCKWOOL stone wool are both similarly energy intensive processes. Increasing the recycling rate for return wool, will therefore not lead to great variations in the overall GWP profile. However, increased recycling will be linked directly to reduction of waste sent to landfill.

Additional environmental impact indicators										
Indicator	Unit	A1-A3	A4	A5	C1	C2	C3	C4	D	
 PM	Disease incidence	2,77E-07	1,82E-09	6,24E-09	0	1,70E-11	0,00E+00	7,77E-09	-7,55E-09	
 IRP ²	kgBq U235 -eq	5,21E-02	5,56E-04	6,92E-03	0	4,50E-05	0,00E+00	1,34E-03	-9,22E-04	
 ETP-fw ¹	CTUe	1,38E+01	2,30E+00	5,03E-01	0	1,86E-01	0,00E+00	6,91E-01	-6,06E-02	
 HTP-c ¹	CTUh	4,80E-09	6,00E-12	1,01E-10	0	0,00E+00	0,00E+00	1,00E-10	-2,10E-11	
 HTP-nc ¹	CTUh	2,51E-08	1,93E-09	1,30E-09	0	2,30E-11	0,00E+00	1,08E-08	-6,49E-10	
 SQP ¹	dimensionless	6,93E+01	1,10E+00	1,44E+00	0	8,86E-02	0,00E+00	2,35E-01	-3,34E+00	

PM = Particulate Matter emissions; IRP = Ionizing radiation – human health; ETP-fw = Eco toxicity – freshwater; HTP-c = Human toxicity – cancer effects; HTP-nc = Human toxicity – non cancer effects; SQP = Potential Soil Quality Index (dimensionless)




Reading example: 9,0 E-03 = $9,0 \cdot 10^{-3}$ = 0,009

1. The results of this environmental impact indicator shall be used with care as the uncertainties on these results are high or as there is limited experienced with the indicator.
2. This impact category deals mainly with the eventual impact of low dose ionizing radiation on human health of the nuclear fuel cycle. It does not consider effects due to possible nuclear accidents, occupational exposure nor due to radioactive waste disposal in underground facilities. Potential ionizing radiation from the soil, from radon and from some construction materials is also not measured by this indicator.

Resource use										
Indicator	Unit	A1-A3	A4	A5	C1	C2	C3	C4	D	
 PERE	MJ	3,20E+01	1,79E-01	7,65E-01	0	1,44E-02	0,00E+00	1,58E-01	-7,61E-01	
 PERM	MJ	3,98E-01	0,00E+00	-1,19E-02	0	0,00E+00	0,00E+00	0,00E+00	0,00E+00	
 PERT	MJ	3,24E+01	1,79E-01	7,53E-01	0	1,44E-02	0,00E+00	1,58E-01	-7,61E-01	
 PENRE	MJ	3,70E+01	3,19E+00	1,32E+00	0	2,58E-01	0,00E+00	1,19E+00	-5,43E+00	
 PENRM	MJ	4,70E+00	0,00E+00	-9,58E-02	0	0,00E+00	0,00E+00	0,00E+00	0,00E+00	
 PENRT	MJ	4,17E+01	3,19E+00	1,23E+00	0	2,58E-01	0,00E+00	1,19E+00	-5,43E+00	
 SM	kg	0,00E+00	0,00E+00	0,00E+00	0	0,00E+00	0,00E+00	0,00E+00	0,00E+00	
 RSF	MJ	0,00E+00	0,00E+00	0,00E+00	0	0,00E+00	0,00E+00	0,00E+00	0,00E+00	
 NRSF	MJ	0,00E+00	0,00E+00	0,00E+00	0	0,00E+00	0,00E+00	0,00E+00	0,00E+00	
 FW	m ³	2,09E-02	2,04E-04	1,33E-03	0	1,65E-05	0,00E+00	2,85E-04	-2,60E-03	






PERE = Use of renewable primary energy excluding renewable primary energy resources used as raw materials; PERM = Use of renewable primary energy resources used as raw materials; PERT = Total use of renewable primary energy resources; PENRE = Use of non renewable primary energy excluding non-renewable primary energy resources used as raw materials; PENRM = Use of non renewable primary energy resources used as raw materials; PENRT = Total use of non renewable primary energy resources; SM = Use of secondary materials; RSF = Use of renewable secondary fuels; NRSF = Use of non-renewable secondary fuels; FW = Net use of fresh water

Reading example: 9,0 E-03 = 9,0*10⁻³ = 0,009

End of life - Waste										
Indicator	Unit	A1-A3	A4	A5	C1	C2	C3	C4	D	
 HWD	kg	1,25E-06	0,00E+00	2,48E-08	0	0,00E+00	0,00E+00	1,26E-10	-4,53E-10	
 NHWD	kg	5,24E-01	4,73E-04	1,48E-01	0	3,82E-05	0,00E+00	5,78E+00	-5,63E-04	
 RWD	kg	2,56E-04	3,88E-06	4,60E-05	0	3,13E-07	0,00E+00	1,25E-05	-7,08E-06	

HWD = Hazardous waste disposed; NHWD = Non-hazardous waste disposed; RWD = Radioactive waste disposed

Reading example: 9,0 E-03 = 9,0*10⁻³ = 0,009

End of life - Output flow										
Indicator	Unit	A1-A3	A4	A5	C1	C2	C3	C4	D	
 CRU	kg	0,00E+00	0,00E+00	0,00E+00	0	0,00E+00	0,00E+00	0,00E+00	0,00E+00	
 MFR	kg	0,00E+00	0,00E+00	2,51E-01	0	0,00E+00	0,00E+00	0,00E+00	0,00E+00	
 MER	kg	0,00E+00	0,00E+00	1,48E-02	0	0,00E+00	0,00E+00	0,00E+00	0,00E+00	
 EEE	MJ	0,00E+00	0,00E+00	3,87E-01	0	0,00E+00	0,00E+00	0,00E+00	0,00E+00	
 EET	MJ	0,00E+00	0,00E+00	1,15E+00	0	0,00E+00	0,00E+00	0,00E+00	0,00E+00	

CRU = Components for re-use; MFR = Materials for recycling; MER = Materials for energy recovery; EEE = Exported energy electrical; EET = Exported energy thermal

Reading example: 9,0 E-03 = 9,0*10⁻³ = 0,009

Biogenic Carbon Content		
Indicator	Unit	At the factory gate
Biogenic carbon content in product	kg C	0,00E+00
Biogenic carbon content in accompanying packaging	kg C	9,74E-02

Note: 1 kg biogenic carbon is equivalent to 44/12 kg CO₂.

Additional requirements

Greenhouse gas emissions from the use of electricity in the manufacturing phase

National production mix from import, low voltage (production of transmission lines, in addition to direct emissions and losses in grid) of applied electricity for the manufacturing process (A3).

Electricity mix	Source	Amount	Unit
Electricity, hydro power, Norway (kWh)	GaBi (version 2021)	14,00	g CO ₂ -eq/kWh

Dangerous substances

The product contains no substances given by the REACH Candidate list.

Indoor environment

There are no legal requirements for indoor emissions of stone wool thermal insulation products.

This product contains no substances on the Norwegian priority list.






Additional Environmental Information

Additional environmental impact indicators required in NPCR Part A for construction products									
Indicator	Unit	A1-A3	A4	A5	C1	C2	C3	C4	D
GWPIOBC	kg CO ₂ -eq	3,32E+00	2,41E-01	1,13E-01	0	1,94E-02	0,00E+00	8,95E-02	-2,10E-01

GWPI-IOBC: Global warming potential calculated according to the principle of instantaneous oxidation. In order to increase the transparency of biogenic carbon contribution to climate impact, the indicator GWP-IOBC is required as it declares climate impacts calculated according to the principle of instantaneous oxidation. GWP-IOBC is also referred to as GWP-GHG in context to Swedish public procurement legislation.

Bibliography

ISO 14025:2010 - Environmental labels and declarations - Type III environmental declarations - Principles and procedures
 ISO 14044:2006 - Environmental management - Life cycle assessment - Requirements and guidelines
 EN 15804:2012+A2:2019 - Sustainability of construction works - Environmental product declaration - Core rules for the product category of construction products
 EN 12939:2000 - Thermal performance of building materials and products - Determination of thermal resistance by means of guarded hot plate and heat flow meter methods - Thick products of high and medium thermal resistance
 EN 12667:2001 - Thermal performance of building materials and products – determination of thermal resistance by means of guarded hot plate and heat flow meter methods – Products of high and medium thermal resistance
 EN 13501-1:2007+A1:2009 - Fire classification of construction products and building elements - Part 1: Classification using data from reaction to fire tests
 ISO 21930:2007 - Sustainability in building construction - Environmental declaration of building products
 PCR - NPCR Part A Construction products and services
 PCR - NPCR 012:2022 version 2.0. Part B for Thermal insulation products
 Larisa Xanthopoulou - Background LCA report for EPDs ROCKWOOL Nordics, Feb. 2022
 Larisa Xanthopoulou - ROCKWOOL Rules for publishing EPDs, ver.3, December 2021

 <small>Global program operator</small>	Program operator and publisher The Norwegian EPD Foundation Post Box 5250 Majorstuen, 0303 Oslo, Norway	Phone: +47 977 22 020 e-mail: post@epd-norge.no web: www.epd-norge.no
	Owner of the declaration: ROCKWOOL Nordics Hovedgaden 501, DK-2640 Hedehusene, Denmark	Phone: +45 4656 1616 e-mail: info@rockwool.com web: www.rockwool.dk
	Author of the Life Cycle Assessment LCA.no AS Dokka 6A, 1671 Kråkerøy, Norway	Phone: +47 916 50 916 e-mail: post@lca.no web: www.lca.no
	Developer of EPD generator LCA.no AS Dokka 6A, 1671 Kråkerøy, Norway	Phone: +47 916 50 916 e-mail: post@lca.no web: www.lca.no
	ECO Platform ECO Portal	web: www.eco-platform.org web: ECO Portal